

GREENHOUSE MATERIAL LIST.

TOOLS :

- HAMMER, POST DRIVER, PVC HANDSPUTTER

MATERIALS :

14 — 10' PVC 3/4" CUT AS FOLLOWS:

48 PCS — 15"

16 PCS — 7 1/2"

4 PCS — 13 3/4"

2 PCS — 30"

4 PCS — 44 1/2"

2 PCS — 50 1/4"

42 PCS — 3'

14 PCS — 4'

4 PCS — 10'

24 PCS — 2"

2 PCS — 28 1/2"

END CAPS 3/4" :

∧ ("V") — 4 PCS

∟ ("ELBOW") — 8 PCS

T ("T") — 22 PCS

∟ ("SWAY") — 4 PCS

⊕ ("CROSS") — 26 PCS.

1 BAG LARGE ZIPTIES.

20 FABRIC PEGS. (1 BAG)

75 FABRIC STAPLES (1 BAG)

1 (3X50) WEEDBLOCK FILM ROLL.

2 ROLLS WHITE DUCT TAPE

4 BOXES ZIPDOOR (POLY ZIPDOOR)

20X25 6 MIL CLEAR POLY SHEETING

NOTE: IF YOU DECIDE TO GUE IT, GET PRIMER + GUE. PRIME FIRST ALL THE ENDS AND THEN GUE AS YOU GO.

4 TPOST 4'

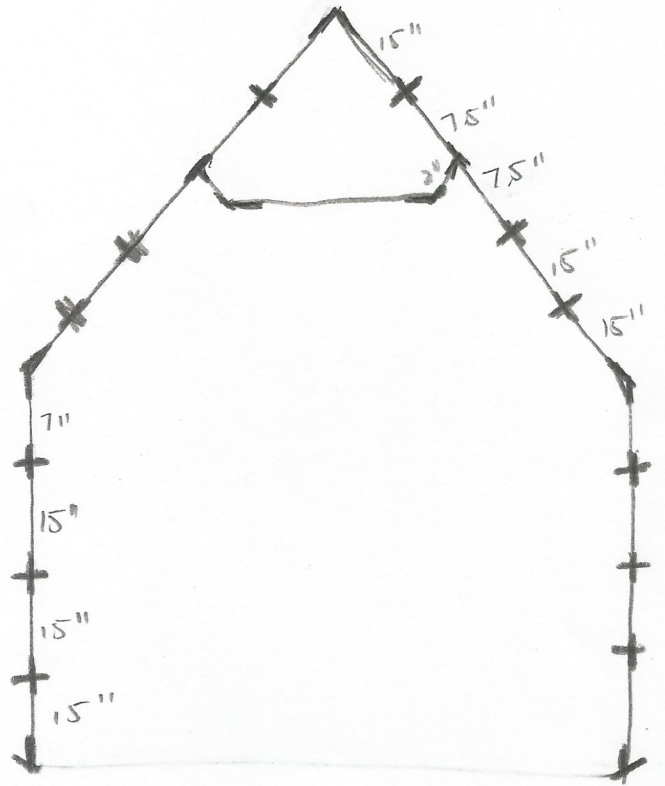
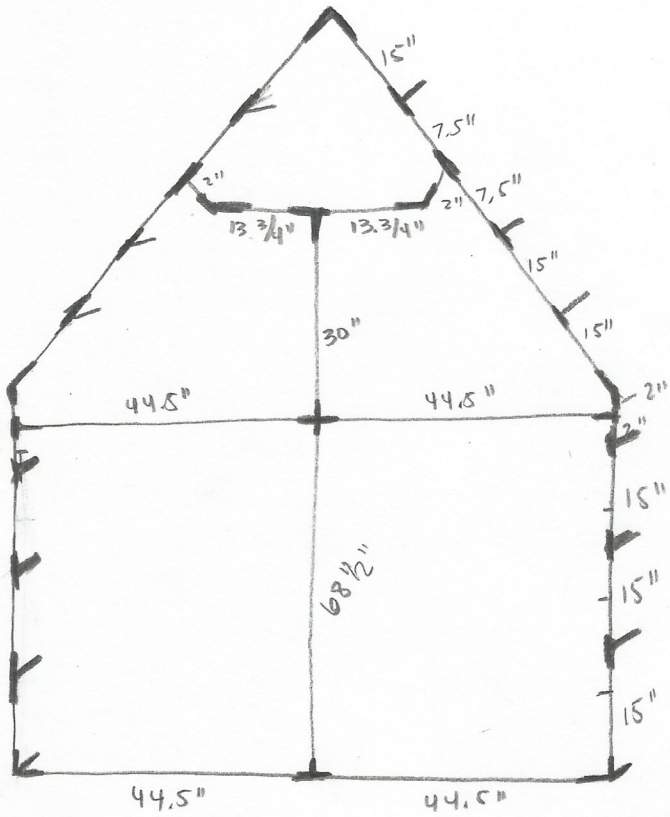
4 STAPLES (CAMPING OK)

3 ROLS (CAMPING ROPE OR WIRE)

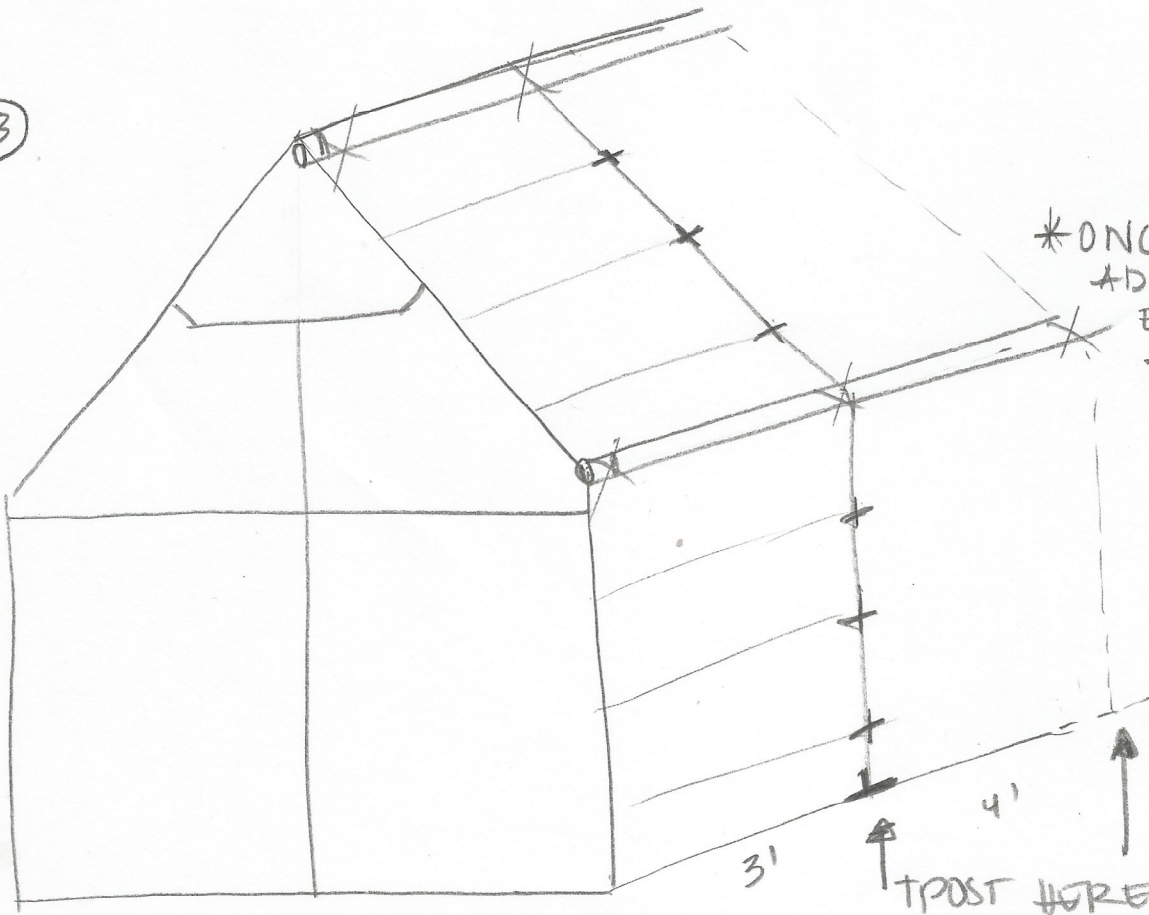
GREENHOUSE SKETCH (NOT TO SCALE)

① FRONT + BACK

② MIDDLE SECTIONS



③

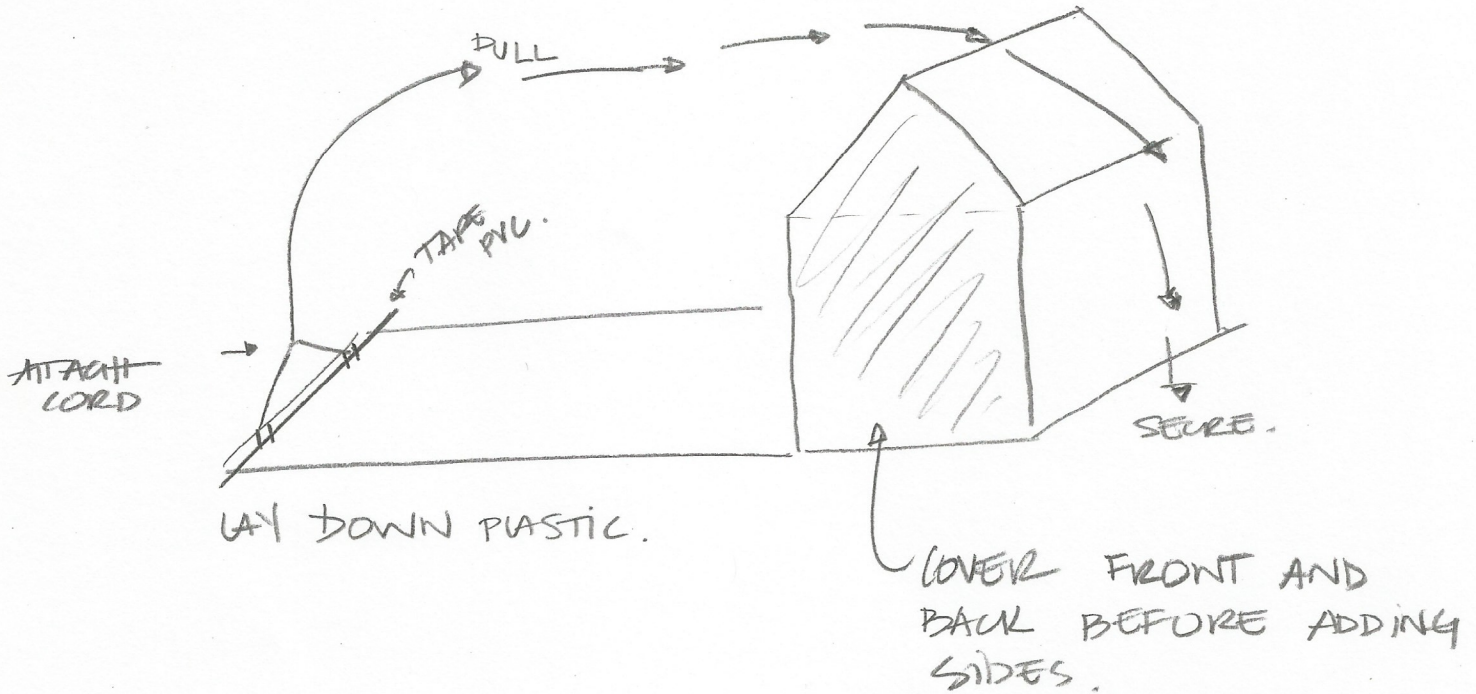


*ONCE ASSEMBLED
ADD 101 PVC WITH
END CAP TO TOP
AND SIDE ON EACH
SIDE ATTACH WITH
TWISTIE TIES.

3' ↑
4' ↑
3' ↑
POST HERE

GREENHOUSE SKETCH

④ TO COVER WITH PLASTIC.



⑤ AFTER COVERING WITH PLASTIC CHOOSE SPOT FOR DOOR

